

Blackboard Vista Tutorial: Check Grades Tool

You should check your grades in three areas:

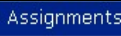
- Check **My Grades** for general grades information of assignments and quizzes.
- Check **Assignments** area for detailed feedback for your assignments.
- Check **Assessments** area for detailed feedback for your quizzes.

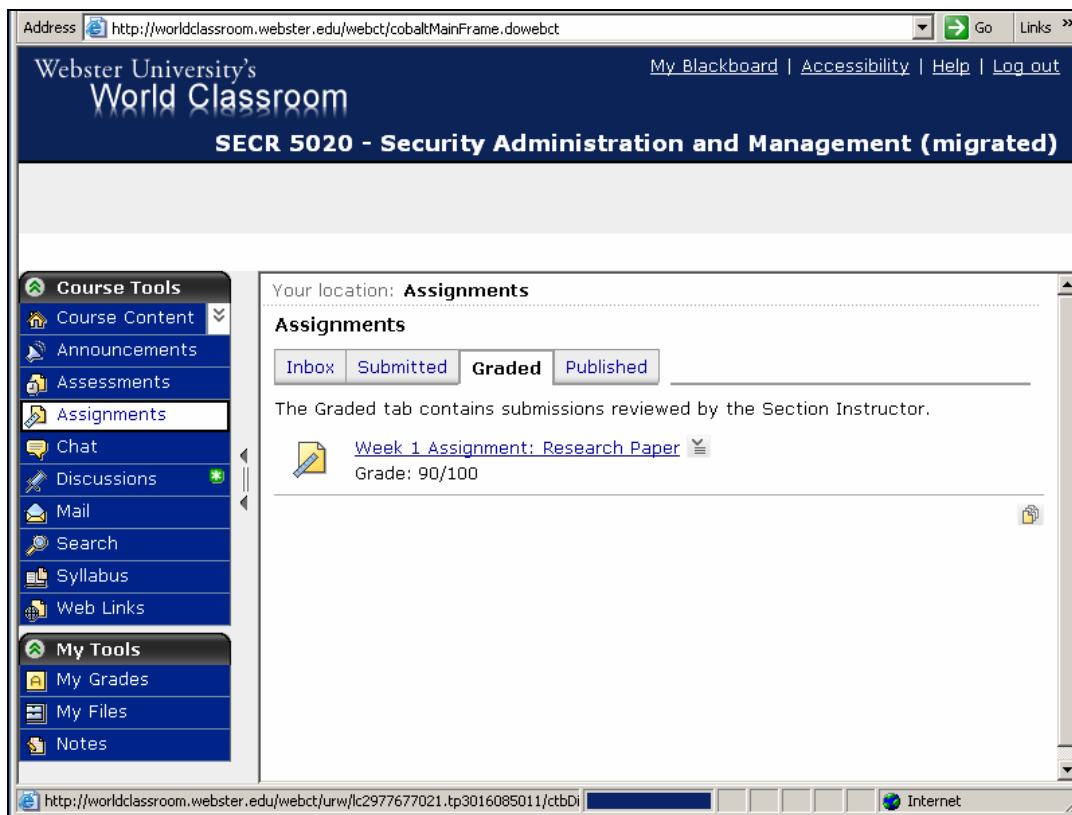
Check My Grades

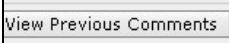
1. Click the **My Grades** link from the tools section on the left menu bar.




Check Assignments area

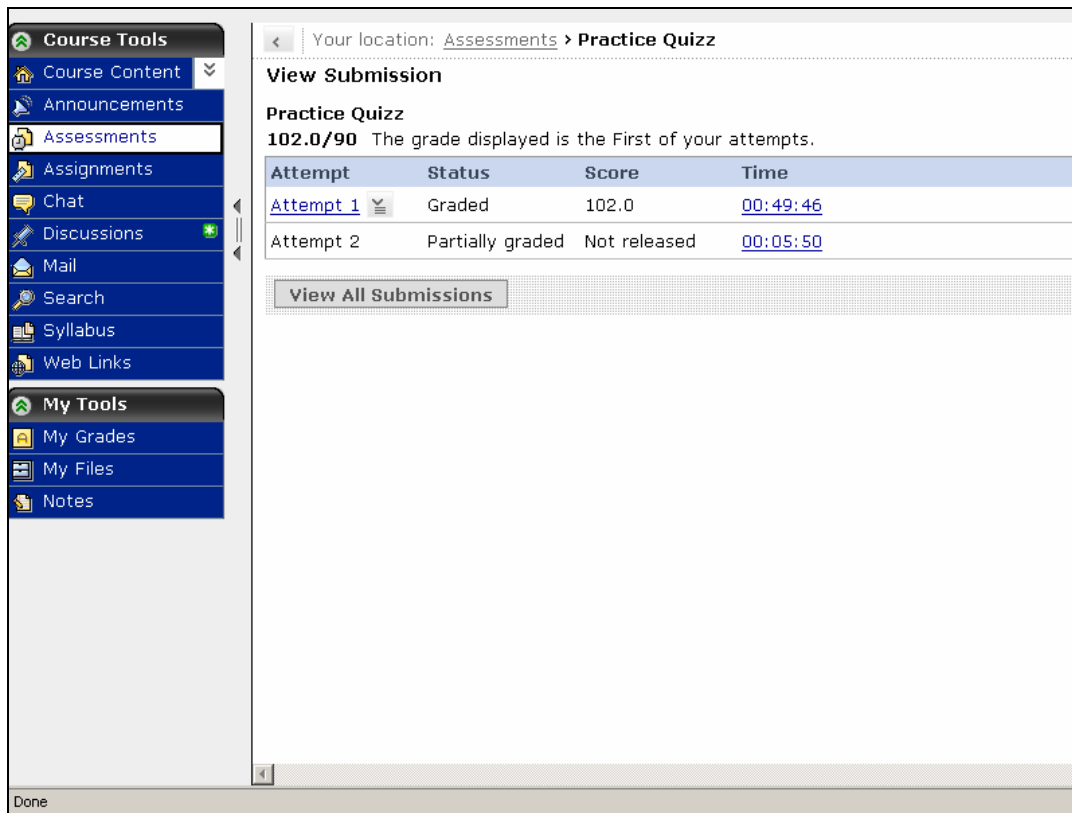
1. You can also view your grades for just the assignments by clicking on the assignments tool. 
2. Click on the **Graded** tab to view assignments that have been graded.



3. Click on the assignment to view feedback from your instructor.
4. Select the **View Previous Comments** link  to view all of the assignment comments from the instructor. This window shows all of the comments from the instructor about the assignment.

Check Assessments

1. Click on **Assessments** from the left **Course Tools** bar.
2. Select the quiz you want to view results for.
3. Select the attempt you want to view submissions for.
4. Click the **View Submission** button 



Your location: [Assessments](#) > [Practice Quiz](#)

View Submission

Practice Quiz
102.0/90 The grade displayed is the First of your attempts.

Attempt	Status	Score	Time
Attempt 1	Graded	102.0	00:49:46
Attempt 2	Partially graded	Not released	00:05:50

[View All Submissions](#)

Done

(End)